










# Indianola Community School District

## Year-Round Education

### 2022-23 Calendar

Contract Days	Student Hours	Student Days	M	T	W	TH	F	
<b>July</b>								
							1	
1	-	-	4	5	6	7	8	8 FLEX Day
6	12.2	2	11	12	13	14	15	11 Building Meetings
11	44.2	7	18	19	20	21	22	12 Professional Development
16	76.2	12	25	26	27	28	29	13 First Day of School
<b>August</b>								
21	108.2	17	1	2	3	4	5	
26	140.7	22	8	9	10	11	12	
31	173.2	27	15	16	17	18	19	19 Professional Development
36	198.6	31	22	23	24	25	26	22 District Day/Work Day
39	217.4	34	29	30	31			
<b>September</b>								
41	230.6	36				1	2	5 No School - Labor Day
45	256.0	40	5	6	7	8	9	16 1st Quarter End - 45 Days
50	288.0	45	12	13	14	15	16	19 Begin 2nd Quarter
55	320.0	50	19	20	21	22	23	20 & 22 P/T Conferences
55	320.0	50	26	27	28	29	30	23 No School - counts as student day
<b>October</b>								
55	320.0	50	3	4	5	6	7	Sept 26 -7 No School - Intersession
55	320.0	50	10	11	12	13	14	10-14 No School - Fall Break
60	345.4	54	17	18	19	20	21	17 No School - Professional Development
65	377.4	59	24	25	26	27	28	
66	384.0	60	31					
<b>November</b>								
70	409.4	64		1	2	3	4	
75	441.4	69	7	8	9	10	11	22 One hour early dismissal
80	473.4	74	14	15	16	17	18	23 No School
83	485.6	76	21	22	23	24	25	24 No School - Holiday
86	504.4	79	28	29	30			25 No School
<b>December</b>								
88	517.6	81				1	2	
93	549.6	86	5	6	7	8	9	16 1.5 hour early dismissal
98	581.6	91	12	13	14	15	16	16 2nd Quarter End - 46 Days
98	581.6	91	19	20	21	22	23	Dec 19 - Jan 9 No School - Winter Break
98	581.6	91	26	27	28	29	30	26 No School - Holiday
<b>January</b>								
99	581.6	91	2	3	4	5	6	
103	607.0	95	9	10	11	12	13	10 Begin 3rd Quarter
108	632.4	99	16	17	18	19	20	10 Classes Resume
113	664.4	104	23	24	25	26	27	1 16 No School - Professional Development
115	677.6	106	30	31				
<b>February</b>								
118	696.4	109		1	2	3		
123	728.4	114	6	7	8	9	10	
128	760.4	119	13	14	15	16	17	14 & 16 P/T Conferences
133	792.4	124	20	21	22	23	24	17 No School - counts as student day
135	805.6	126	27	28				
<b>March</b>								
138	824.4	129		1	2	3		
143	856.4	134	6	7	8	9	10	10 3rd Quarter End - 45 days
143	856.4	134	13	14	15	16	17	13-17 No School - Spring Break
143	856.4	134	20	21	22	23	24	20-24 Intersession
148	888.4	139	27	28	29	30	31	27 Begin 4th Quarter
<b>April</b>								
153	913.8	143	3	4	5	6	7	3 No School - Professional Development
158	945.8	148	10	11	12	13	14	
163	977.8	153	17	18	19	20	21	
168	1,009.8	158	24	25	26	27	28	
<b>May</b>								
173	1,041.8	163	1	2	3	4	5	23 Seniors' Last Day
178	1,073.8	168	8	9	10	11	12	28 Commencement
183	1,105.8	173	15	16	17	18	19	29 No School - Holiday
188	1,137.8	178	22	23	24	25	26	31 4th Quarter End - 45 days
190	1,151.0	180	28	29	30	31		31 11:30 Dismissal/Work Day
<b>June</b>								
			1	2				

Quarterly Statistical Report Periods	
July 14 - September 22	45
October 18 - December 16	46
January 17 - March 10	43
March 28 - May 31	46
<b>Student Days</b>	<b>180</b>
<b>Teacher PD/Work Days/Flex Day</b>	<b>8</b>
<b>Paid Holidays</b>	<b>2</b>
<b>Total Days</b>	<b>190</b>

LEGEND	
New Teacher Orientation	
Professional Development (PD)	
Meeting/Work Day	
P/T Conferences	
No School - counts as student day	
Begin Quarter/Semester	
End Quarter/Semester	<b>Light blue box</b>
Vacation Days	
Intersession	
Holidays (* denotes paid)	
<i>Labor Day</i>	
<i>* Thanksgiving Day</i>	
<i>Christmas Day</i>	
<i>* New Year's Day</i>	
<i>Memorial Day</i>	

Instructional Day Definition	
<b>Minimum Instructional Day</b>	<b>6.6</b>
<i>Approximately 8:00 am - 3:10 pm</i>	
<b>PLC Wednesday Instructional Day</b>	<b>5.6</b>
<i>Approximately 8:00 am - 2:10 pm</i>	
<b>Typical Instructional Week</b>	<b>32.0</b>